



Digital Music, Photo, and Video Collections



Normalized Metadata Format Specification

Revision 1.01

11 March 2003

© 2002-2003 Optical Storage Technology Association

This document is available at <http://www.osta.org/mpv/public/specs/NMF-Spec-1.01.PDF>

POINTS OF CONTACT

<p><u>OSTA</u> David Bunzel OSTA President</p> <p>Tel: +1 (408) 253-3695 Email: dbunzel@osta.org</p> <p>http://www.osta.org</p> <p><u>MPV Website</u></p> <p>http://www.osta.org/mpv/</p>	<p><u>Technical Content</u></p> <p>Gabe Beged-Dov Editor, Normalized Metadata Format Specification</p> <p>Tel: +1 541-715-7347 Email: Gabe_Beged-Dov@hp.com</p> <p>Pieter van Zee Editor, MusicPhotoVideo Specification MPV Initiative Lead</p> <p>Tel: +1 541-715-8658 Email: Pieter_van_Zee@hp.com</p> <p>Felix Nemirovsky Chairman, MultiRead Subcommittee</p> <p>Tel: +1 415 643 0944 Email: felixn@pacbell.net</p>
--	---

ABSTRACT

Normalized Metadata Format (NMF) is an open specification which provides an approach to describing metadata in a manner that enables interoperability with several existing metadata representations and processing using mainstream XML tools and technologies.

COPYRIGHT NOTICE

Copyright 2002-2003 Optical Storage Technology Association, Inc.

RELEASE HISTORY

<i>Version</i>	<i>Date</i>	<i>Comments</i>
1.00	23 October 2002	First public release.
1.01	11 March 2003	Schema and document format is unchanged. Changed name from MultiPhoto/Video to MPV and MusicPhotoVideo; updated logo, contact info, copyright. Added Music Profile mention. Updated graphics to use MPV and Music Profile. No other changes.

LICENSING IMPORTANT NOTICES

- (a) THIS DOCUMENT IS AN AUTHORIZED AND APPROVED PUBLICATION OF THE OPTICAL STORAGE TECHNOLOGY ASSOCIATION (OSTA). THE SPECIFICATIONS CONTAINED HEREIN ARE THE EXCLUSIVE PROPERTY OF OSTA BUT MAY BE REFERRED TO AND UTILIZED BY THE GENERAL PUBLIC FOR ANY LEGITIMATE PURPOSE, PARTICULARLY IN THE DESIGN AND DEVELOPMENT OF WRITABLE OPTICAL SYSTEMS AND SUBSYSTEMS. THIS DOCUMENT MAY BE COPIED IN WHOLE OR IN PART PROVIDED THAT NO REVISIONS, ALTERATIONS, OR CHANGES OF ANY KIND ARE MADE TO THE MATERIALS CONTAINED HEREIN.
- (b) COMPLIANCE WITH THIS DOCUMENT MAY REQUIRE USE OF ONE OR MORE FEATURES COVERED BY THE PATENT RIGHTS OF AN OSTA MEMBER, ASSOCIATE OR THIRD PARTY. NO POSITION IS TAKEN BY OSTA WITH RESPECT TO THE VALIDITY OR INFRINGEMENT OF ANY PATENT, COPYRIGHT OR OTHER INTELLECTUAL PROPERTY RIGHT, WHETHER OWNED BY A MEMBER OR ASSOCIATE OF OSTA OR OTHERWISE. OSTA HEREBY EXPRESSLY DISCLAIMS ANY LIABILITY FOR INFRINGEMENT OF INTELLECTUAL PROPERTY RIGHTS OF OTHERS BY VIRTUE OF THIS OSTA DOCUMENT, NOR DOES OSTA UNDERTAKE A DUTY TO ADVISE USERS OR POTENTIAL USERS OF OSTA DOCUMENTS OF SUCH NOTICES OR ALLEGATIONS. OSTA HEREBY EXPRESSLY ADVISES ALL USERS OR POTENTIAL USERS OF THIS DOCUMENT TO INVESTIGATE AND ANALYZE ANY POTENTIAL INFRINGEMENT SITUATION, SEEK THE ADVICE OF INTELLECTUAL PROPERTY COUNSEL AND, IF INDICATED, OBTAIN A LICENSE UNDER ANY APPLICABLE INTELLECTUAL PROPERTY RIGHT OR TAKE THE NECESSARY STEPS TO AVOID INFRINGEMENT OF ANY INTELLECTUAL PROPERTY RIGHT. OSTA EXPRESSLY DISCLAIMS ANY INTENT TO PROMOTE INFRINGEMENT OF ANY INTELLECTUAL PROPERTY RIGHT BY VIRTUE OF THE EVOLUTION, ADOPTION, OR PUBLICATION OF THIS OSTA DOCUMENT.
- (c) ONE OR MORE PATENT HOLDERS HAVE FILED STATEMENTS OF WILLINGNESS TO GRANT A LICENSE, ON REASONABLE AND NONDISCRIMINATORY TERMS, ON A RECIPROCAL BASIS, UNDER PATENT CLAIMS ESSENTIAL TO IMPLEMENT THIS SPECIFICATION. FURTHER INFORMATION MAY BE OBTAINED FROM OSTA.
- (d) OSTA MAKES NO REPRESENTATION OR WARRANTY REGARDING ANY SPECIFICATION, AND ANY COMPANY USING A SPECIFICATION SHALL DO SO AT ITS SOLE RISK, INCLUDING SPECIFICALLY THE RISKS THAT A PRODUCT DEVELOPED WILL NOT BE COMPATIBLE WITH ANY OTHER PRODUCT OR THAT ANY PARTICULAR PERFORMANCE WILL NOT BE ACHIEVED. OSTA SHALL NOT BE LIABLE FOR ANY EXEMPLARY, INCIDENTAL, PROXIMATE OR CONSEQUENTIAL DAMAGES OR EXPENSES ARISING FROM THE USE OR IMPLEMENTATION OF THIS DOCUMENT. THIS DOCUMENT DEFINES ONLY ONE APPROACH TO COMPATIBILITY, AND OTHER APPROACHES MAY BE AVAILABLE IN THE INDUSTRY.
- (e) THIS DOCUMENT IS A SPECIFICATION ADOPTED BY OSTA. THIS DOCUMENT MAY BE REVISED BY OSTA AT ANY TIME AND WITHOUT NOTICE AND USERS ARE ADVISED TO OBTAIN THE LATEST VERSION. IT IS INTENDED SOLELY AS A GUIDE FOR ORGANIZATIONS INTERESTED IN DEVELOPING PRODUCTS WHICH CAN BE COMPATIBLE WITH OTHER PRODUCTS DEVELOPED USING THIS DOCUMENT. THIS DOCUMENT IS PROVIDED "AS IS".
- (f) THE MPV NAME, THE MPV LOGO, AND THE MusicPhotoVideo NAME ARE TRADEMARKS OF OPTICAL STORAGE TECHNOLOGY ASSOCIATION, INC. ALL OTHER TRADEMARKS ARE THE PROPERTY OF THEIR RESPECTIVE OWNERS. THESE OSTA TRADEMARKS MAY NOT BE USED EXCEPT FOR JOURNALISTIC PURPOSES WITHOUT AN EXPLICIT LICENSE FROM OSTA.

Contents

Normalized Metadata Format Specification.....	1
Contents	3
Chapter 1: Introduction	6
1.1 Executive Summary	6
1.2 Overview	7
1.2.1 What is the MusicPhotoVideo Initiative?.....	7
1.3 Terms of Use.....	8
Chapter 2: Concepts	9
2.1 Round-tripping Metadata	9
2.2 Resource Description Format (RDF)	9
2.3 Relational Database Mapping.....	10
2.4 Terminology.....	10
2.4.1 Requirements	11
2.5 Host Context	11
2.6 Design Approach	12
2.6.1 Partial Validation	12
2.6.2 Naming Patterns and Reserved Names.....	12
Chapter 3: NMF Encoding	14
3.1 Overview	14
3.2 Schema Information.....	16
3.3 Root Metadata Container (file:Manifest).....	16
3.4 Composite Properties (Top-level and Nested).....	16
3.4.2 Top-level Composite Properties (Metadata and MetadataType)	18
3.4.3 Nested Composite Properties	18
3.5 BySchema Properties	19
3.5.1 Custom Naming (TypedNode).....	19
3.5.2 complexType BySchemaPropsType	21
3.6 Simple Properties.....	21
3.7 Ref Properties	21
3.7.1 complexType RefPropType.....	22
3.8 XML Literal Properties	22
3.8.1 complexType AnyXMLPropType	22
3.9 Array Properties.....	23
3.9.1 nmf:Bag	23
3.9.2 nmf:Seq.....	23
3.9.3 nmf:Alt.....	24
3.9.4 complexType AltPropType	24
3.10 Qualified Properties.....	24
3.10.1 complexType QValPropType.....	26
3.11 Open Content Model Helpers	26
3.11.1 group AnyXMLAny.....	27

3.11.2	group CompositePropElemAny	27
3.11.3	group MetadataAny.....	27
3.11.4	group QValAny	28
Chapter 4:	RDF/NMF Mapping	29
4.1	RDF/XML Encoding Constraints	29
4.2	RDF to NMF mapping	29
4.3	RDF to NMF/RDF (pass 1).....	30
4.4	NMF/RDF to NMF (pass 2).....	30
4.4.1	HandleRDFIdentifier	31
4.4.2	IdentifyPropType(PropElem).....	31
4.4.3	MapProperties(namespace)	31
4.4.4	MapProp(local-name, isFixed).....	31
4.5	NMF to RDF mapping	32
4.6	NMF to NMF/RDF (pass 1).....	33
4.6.1	IdentifyPropType(PropElem).....	33
4.6.2	MapProperties().....	33
4.6.3	MapProp(local-name, isFixed)	34
4.7	NMF/RDF to RDF.....	35
4.8	Metadata Examples	35
4.8.1	Dublin Core	35
4.8.2	RSS.....	35
4.8.3	Qualified Properties	37
Chapter 5:	Best Practices.....	38
5.1	Profile Usage.....	38
5.2	Schema Usage.....	39
5.2.1	Minimize Property Variations.....	39
5.3	XML Instance Usage.....	39
5.3.1	Default Namespaces.....	39
1.	References	40

Chapter 1: Introduction

1.1 Executive Summary

Normalized Metadata Format (NMF) is an open specification that describes an XML Schema based representation for metadata. This representation has several primary goals:

- To provide a simple, flexible way to define and interchange metadata using mainstream XML tools and technologies.
- To provide a mechanical schema-less mapping between a subset of the Resource Description Format (RDF) based metadata and NMF.
- To provide a straight-forward mechanical mapping to relational databases.

It is **NOT** a goal for NMF to be able to represent all content that can currently be represented in RDF/XML. It is a goal for all NMF content to be representable in RDF/XML.

The specification defines a base layer of functionality, which provides the core mechanisms necessary for definition, and use of metadata that conforms to the NMF model and syntax. A set of profiles are also being defined that make use of the NMF model and syntax. These profiles will be separate specifications that will rely on the NMF specification.

These profiles are composed of both schemas and best practices for use of those schemas. Some of the NMF schemas in these profiles represent a mechanical mapping of existing metadata formats that are specified using RDF and other metadata representations. Others have been specified directly in NMF and do not have explicit specifications outside of NMF although they can be interchanged and processed using RDF toolsets once they have been mechanically converted to RDF.

NMF based modules may be specified via a stand-alone specification or they may be specified as part of a larger specification such as a MusicPhotoVideo Profile. The following NMF based specifications are being developed:

- **Dublin Core Profile:** Dublin Core profile. Mirrors the Dublin Core metadata set. The Dublin Core profile is specified in the [DC-NMF].
- **MPV Core Specification:** A module that specifies NMF equivalents to the identifiers that are defined by the MusicPhotoVideo core specification. This module is specified as part of the MusicPhotoVideo core specification [MPV-Core].
- **OSTA XML Manifest Profile:** A specification that enables an OSTA XML Manifest to declare profile information [MANIFEST].

- **MPV Presentation Profile:** A profile that provides metadata that is useful for describing aspects of multi-media presentations like slideshows [MPV-Pres].

1.2 Overview

Normalized Metadata Format (NMF) is an open specification which provides an approach to describing metadata in a manner that enables:

- Interoperability with several existing metadata representations such as RDF [RDF].
- processing using mainstream XML tools and technologies.
- interoperation with relational storage systems.

The primary driver for the development of NMF was to provide a metadata representation for information about the assets that are described in the MusicPhotoVideo initiative. A short overview of the MusicPhotoVideo initiative is provided below. A complete description is available in the various specifications and white papers that are accessible from the OSTA web site [OSTA-WEB]

1.2.1 What is the MPV (MusicPhotoVideo) Initiative?

The MPV (MusicPhotoVideo) initiative has the goal to enhance interoperability, ease-of-use, and abilities to play and manipulate collections of music, photo and video content, including still images, still with audio, still sequences, video clips, music and audio clips, and related files.

This is done by defining a basic mechanism for specifying metadata about assets and collections of assets and also defining a rich set of metadata that makes use of this mechanism. The collections and assets are defined by the MPV specification which provides a context for interpreting the metadata that is specified using the NMF encoding.

MPV is made available at no cost and without royalty from the Optical Storage Technology Association (OSTA). OSTA is an industry association promoting the use and interoperability of recordable CD and DVD discs in computer and consumer electronics devices.

MPV Provides ...

- Fast and friendly user experience:**
 - > Start fast, play slideshow, browse interactively
 - > Interact with albums and photo-video "items", not files.
 - > Robust against renaming and reorganization of files
- One format that can work anywhere:**
 - > Any storage media, any device, any software
 - > "Adds on" to existing technology without conflict.
 - > Fully extensible
- Immediate Value:**
 - > Playback on Microsoft Win XP and IE 5.5+ browsers or choice of other players.
- Future Value:**
 - > Playback on DVD players and other devices supporting MPV [target: Christmas 2003]

MPV enables PC software and consumer electronics devices like DVD players to playback and manipulate collections of digital photo/video content including still images, still with audio, still sequences, video clips, audio-only clips, and related files. The emphasis is on personal content originating from many sources including digital cameras, film, scanners and video digitizer and stored on a range of media including memory cards, recordable or stamped CDs and DVDs, and even computer hard disks or internet services.

MPV provides specific manifest and metadata formats and implementation practices that support existing industry specifications such as the World Wide Web Consortium's SMIL, I3A's DIG35,

and Adobe's Extensible Metadata Platform [XMP-FW]. MPV is compatible with and supports the DCF and Exif specifications from the JEITA and JCIA that are widely used in digital cameras. New metadata elements will be developed as necessary. The work is oriented to deliver tangible and useful results in the near-term.

1.3 Terms of Use

This section of the specification is descriptive and not intended to be neither complete nor definitive. Please refer to the definitive statement of licensing terms at the beginning of specification document for a precise and legal description.

This specification is developed using an open process. The resulting specification is available from OSTA. No royalty is charged by OSTA for use of the specification. The overall desire is to develop a specification that is not subject to separate licensing requirements or royalty. During the development process, the expectation is that all participants contribute their efforts and intellectual property without any expectation or requirement for compensation. However, OSTA does not warrant that the specification is not or will not be subject to such claims by other parties.

Normalized Metadata Format is not only a specification. It also includes a compliance test suite and processes, compliance testing materials, a logo program for compliant products, and a website. These materials and procedures are made available and administered by OSTA at a modest cost. OSTA charges no royalty for use of the specification or logo. In addition, some sample open-source code implementations of key steps in processing MPV content may be contributed by interested parties.

Chapter 2: Concepts

NMF metadata is primarily designed to support a lossless mapping to and from RDF and relational databases. This allows several significant RDF-based applications that are suitable to be translated to NMF and then processed in the normalized XML Schema environment that NMF enables.

2.1 Round-tripping Metadata

There are two primary representations for Metadata in the NMF approach. One is the NMF representation, which is based on XML Schema, and the other is the RDF representation, which may or may not be based on a schema representation. These representations may also be mapped as relational database schema.

NMF is designed to allow both a natural description of metadata in NMF while also allowing as large a subset of RDF metadata as possible to be translated into NMF. This translation between the NMF representation and the RDF representation must be supported in both a type aware and type unaware environment. In practice, even the type-aware (schemas available) environment may not have access to the type information for all of the metadata that the mapping is being applied to.

The NMF model and syntax is an attempt to balance the requirement for a natural approach to specifying metadata using an XML schema based definition while also supporting a natural mechanical mapping of RDF metadata to and from NMF.

Many of the constraints and stylized patterns of definition that NMF employs derive from this need to support these requirements in type aware and type unaware processing environments.

2.2 Resource Description Format (RDF)

The Resource Description Format (RDF) is a W3C recommendation that provides a XML syntax and model for metadata interchange. The specification [RDF] describes the RDF model in section 2.1 as follows:

The foundation of RDF is a model for representing named properties and property values. The RDF model draws on well-established principles from various data representation communities. RDF properties may be thought of as attributes of resources and in this sense correspond to traditional attribute-value pairs. RDF properties also represent relationships between resources and an RDF model can therefore resemble an entity-relationship diagram. (More precisely, RDF Schemas — which are themselves instances of RDF data models — are ER diagrams.) In object-oriented design terminology, resources correspond to objects and properties correspond to instance variables.

The RDF data model is a syntax-neutral way of representing RDF expressions. The data model representation is used to evaluate equivalence in meaning. Two RDF expressions are equivalent if and only if their data model representations are the same. This definition of equivalence permits some syntactic variation in expression without altering the meaning.

The basic data model consists of three object types:

- Resources** All things being described by RDF expressions are called resources. A resource may be an entire Web page; such as the HTML document "http://www.w3.org/Overview.html" for example. A resource may be a part of a Web page; e.g. a specific HTML or XML element within the document source. A resource may also be a whole collection of pages; e.g. an entire Web site. A resource may also be an object that is not directly accessible via the Web; e.g. a printed book. Resources are always named by URIs plus optional anchor ids (see [URI]). Anything can have a URI; the extensibility of URIs allows the introduction of identifiers for any entity imaginable.
- Properties** A property is a specific aspect, characteristic, attribute, or relation used to describe a resource. Each property has a specific meaning, defines its permitted values, the types of resources it can describe, and its relationship with other properties. This document does not address how the characteristics of properties are expressed; for such information, refer to the RDF Schema specification).
- Statements** A specific resource together with a named property plus the value of that property for that resource is an RDF statement. These three individual parts of a statement are called, respectively, the subject, the predicate, and the object. The object of a statement (i.e., the property value) can be another resource or it can be a literal; i.e., a resource (specified by a URI) or a simple string or other primitive datatype defined by XML. In RDF terms, a literal may have content that is XML markup but is not further evaluated by the RDF processor. There are some syntactic restrictions on how markup in literals may be expressed; see Section 2.2.1.

NMF provides an XML Schema based alternative encoding of a large subset of RDF/XML content and leverages the RDF data model which allows mechanical schemaless interchange of metadata between the NMF based representation and the RDF/XML based representation.

2.3 Relational Database Mapping

NMF provides sufficient structure to metadata representations to allow for straightforward mechanical translation between NMF schema and documents and relational database schema and data. It employs a simple flat mix-in style of object-oriented design, allowing a direct mapping to relational tables to be defined. Discussion of these types of mappings can be found in [AMBLER1].

Further definition of this mapping will follow in a future revision of the NMF specification.

2.4 Terminology

The NMF terminology represents an extension of RDF terminology as derived from the literature.

Resource

A Resource is anything that can be identified by a URI.

Schema

A Schema is a set of property definitions that is identified by a URI.

Property

A Property is a named entry in a schema. In NMF, this property must have the same namespace as the schema and also have a well-defined value type that is expressible in an XML Schema [XSHEMA].

Statement

A statement is the binding of a property instance to a particular resource.

Literal Property Value

A literal property value is either textual content or well-formed XML that is not a composite property value.

Composite Property Value

A composite property value is a set of properties from one or more schemas.

Top-level Composite Property Value

A top-level composite property value is a composite property value that is not contained in a property element.

Nested Composite Property Value

A nested composite property value is a composite property value that is contained in a property element.

Array Property Value

An Array property value is sequence of properties that are either ordered, unordered or alternatives.

Qualified Property Value

A qualified property value is one where the base property value (either literal or composite) has zero or more additional properties associated with it. These additional properties are called qualifiers of the base property and provide additional information about how to interpret the base property.

2.4.1 Requirements

The keywords MUST, MUST NOT, REQUIRED, SHALL, SHALL NOT, SHOULD, SHOULD NOT, RECOMMENDED, MAY, and OPTIONAL, if and where they appear in this document, are to be interpreted as described in [RFC2119].

2.5 Host Context

NMF metadata is describing a particular resource which is identified via a range of mechanisms. These mechanisms include:

1. Explicit identification using the equivalent of the RDF about attribute whose value is a URI.
2. Implicit identification provided by the host context in the form of a base URI.
3. Explicit identification using the MPV core identification properties.
4. Implicit identification using MPV identification properties specified by the host context.
5. Implicit identification using some other host context mechanism.

NMF processors are only required to support the first two mechanisms. MPV processors will support 3 and 4. Finally, specialized processors that are aware of the host context mechanism will support 5.

2.6 Design Approach

NMF employs a specific approach to schema design and extension. This approach tries to maximize the utility of strong typing while allowing runtime interoperability with metadata for which type information is not available. In addition, NMF attempts to provide as large an amount of interoperability as possible with RDF metadata.

The approach NMF employs provides a simple flat mix-in style of object-oriented design. This approach can be found in use in some Object to Relational mapping layers, which have several alternative ways to address the mapping of class hierarchies to relational tables [AMBLER1].

NMF makes use of the single table per schema in its mapping approach. This means that if you have a type that is conceptually derived from multiple base types, each base type's contribution to the data the derived type encapsulates is maintained in a separate table in the relational model and in a separate BySchema container element in the NMF model.

2.6.1 Partial Validation

NMF provides a general extension model that allows for partial validation because it allows the mix-in of metadata for which type information is not available in specific locations in the NMF data model.

The locations at which partial validation may occur are:

- Manifest (specified using the OSTA Manifest file:Manifest element) [MANIFEST]
- Top-level Composite Property (nmf:Metadata)
- Nested Composite Property (instances of nmf:CompositePropType)

The Manifest and the top-level Composite property are weakly typed in the NMF model in order to allow applications to mix in both metadata and (in the case of the Manifest) non-metadata content for which type information may or may not be available.

The Nested Composite Properties can be typed either strongly or weakly based on the processing assumptions of the schema that is defining the composite property. See best practices for more information.

For more information, please refer to Open Content Model Helpers in section 3.11.

2.6.2 Naming Patterns and Reserved Names

There are several reserved local-name suffixes for element names that are used by the NMF encoding. The reserved local-name suffixes are any of these character sequences:

- Bag
- Seq
- Alt
- QVal
- Ref

- AnyXML

If these suffixes are to be used in a property name, they must have a trailing underscore. The RDF to NMF mapping defines the algorithm for handling these reserved values when they are encountered in the RDF encoding and how to maintain them in a lossless manner. The algorithm uses a simple escaping mechanism where an underscore character is appended to the suffix string when mapping from RDF to NMF and removed when mapping from NMF to RDF.

Chapter 3: NMF Encoding

3.1 Overview

A particular NMF property has a base name and one or more types. The most likely usage of NMF properties will be where a property has a single type. In addition, there will be some scenarios that involve interoperation with existing systems where a property might take on different variant forms.

NMF Properties can be of the following base types:

1. Simple Properties whose values are textual.
2. Composite Properties whose value is a set of properties.
3. Ref Properties whose values are a URI visible to the RDF representation (not textual content).
4. AnyXML Properties whose value is well formed XML.

These base types can be encapsulated in one of the following higher-order types:

1. Qualified Properties whose values are qualified by additional contextual metadata.
2. Array Properties whose values are an array of the base property type (Seq, Bag, Alt).

Each property has an initial base local name that is independent of the type of the property. In fact, some properties can be specified using several alternate value types. As an example, in Dublin Core, some of the properties can take on either a single value or an array of values. If an array property has a single entry, then an alternate form of specifying the property can be employed. Depending on the type of the underlying array element, the property might then be of any of the non-array property types.

Another common variation in property type is encountered in general purpose RDF where any composite property can be specified either inline as a nested resource or out of line as a Ref.

NMF uses a system of naming patterns to explicitly indicate the property type in the name of the property. This is used to allow mapping algorithms to operate even when there isn't access to schema information that indicates the property types.

The naming patterns append a suffix to the base local-name of the property that indicates the property type. Here are the naming patterns with a hypothetical property whose local-name is "Destination":

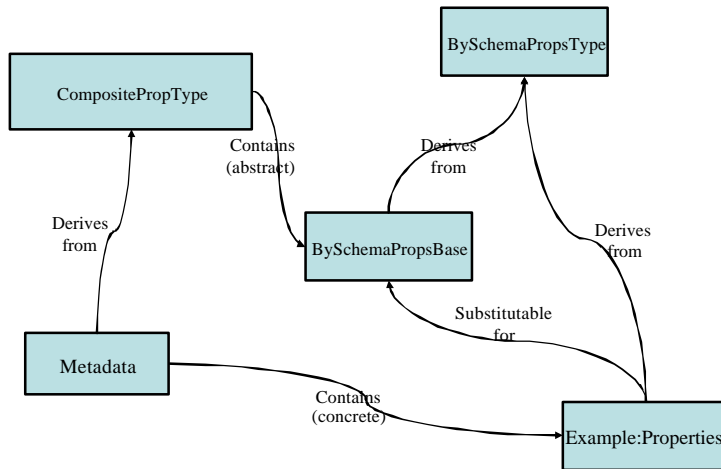
Property Type	Suffix	Example
Simple	none	Destination
Qualified	QVal	DestinationQVal
Composite	none	Destination

Ref	Ref	DestinationRef
Array(Bag)	Bag	DestinationBag
Array(Seq)	Seq	DestinationSeq
Array(Alt)	Alt	DestinationAlt
XML Literal	AnyXML	DestinationAnyXML

Properties are packaged together based on the schema that they are defined in. One or more BySchema Properties elements are then contained in a Properties container. These containers can either occur at the top-level or at a nested level.

The diagram below shows the relationships between the main types, abstract elements and concrete elements. All Composite properties derive from CompositePropType. The two types of composite properties are the top-level Metadata container and nested composite properties.

CompositePropType derived elements contain one or more elements that are substitutable for BySchemaPropsBase. In order to be substitutable for BySchemaPropsBase, they need to derive from the BySchemaPropsType. In the diagram, a hypothetical Properties element defined in a namespace whose prefix is Example is shown as being substitutable for BySchemaPropsBase and derived from BySchemaPropsType. This allows it to be used as a child of any CompositePropType derived element such as Metadata or any composite property that allows BySchemaPropsBase substitutable elements¹.



¹ This is the scenario if we only supported full validation. In practice, we don't make use of this actual content model since it wouldn't allow us to provide partial validation, i.e. validation where we ignore child elements for which schema information is not available.

3.2 Schema Information

The NMF specification uses the following schema:

Schema group	Namespace Identifier	Conventional Namespace Prefix
NMF	http://ns.osta.org/nmf/1.0/	nmf:

3.3 Root Metadata Container (*file:Manifest*)

NMF metadata is usually employed in a scenario where only a single resource is being described. In this context, the top-most element for NMF is the nmf:Metadata (see below).

There are other usage scenarios where metadata about several different resources is contained in a single document portion without employing a host context that provides the separation between each resource description. In these applications, the OSTA Manifest specification [MANIFEST] provides a top-level container element with

```
namespace http://ns.osta.org/manifest/1.0/
local-name Manifest
```

This element has an open content model so an NMF metadata processor would scan for top-level nmf:Metadata elements and ignore other top-level elements.

3.4 Composite Properties (*Top-level and Nested*)

NMF metadata about a particular resource (top-level or nested) is specified using one or more properties each of which may be defined in a different schema. Rather than having a single child container element as the value of the composite property, NMF groups the properties from each schema that is being used to describe the resource.

These schema grouped properties are contained in an element that is an instance of a type derived from nmf:BySchemaPropsType. These schema container elements are then contained in the composite property element itself which MUST be an instance of a type derived from nmf:CompositePropType).

The composite property may choose a range of constraints about what properties can be contained in it. These can range from allowing any possible property to be contained and all the way to tightly constraining the contained properties to a specific set as defined in a particular schema.

NMF has as one of its goals to interoperate with representations that are relatively open about what properties can be associated with a resource (composite property). In addition, NMF content may often be processed in environments for which incomplete type information is available.

The nmf:Metadata top-level container supports this goal by using an open content model that allows any child elements to occur in it.

1. the composite property MAY allow content for which type information is not available as part of the content model.

NOTE: This requires the property to use an open content model due to restrictions of XML schema and current prevalent XML processors.

- a. The children of the composite element MUST still meet all the requirements defined in section 3.5 although the schema will not be able to enforce these requirements.
2. The composite property MAY require the presence of a specific element that is an instance of a specific type derived from nmf:BySchemaPropsType.

NOTE: In order to extend this schema with additional properties, a new schema must be used that contains the extension properties. This schema appears, as a peer of the base schema as far as the composite property is concerned.

It may be desirable to indicate to a type aware processor that this additional schema is an extension of the base schema. It can't actually be derived from the base schema because it would then violate the requirement that each schema only contain elements from its namespace. In addition, this would break the ability to have a schema-less mapping algorithm between RDF and NMF.²

3. In addition, the composite property MAY require that additional elements (other than the ones allowed by item 1) conform to the same base type as the specific element that it specified³.
4. The composite property MUST be an instance of a type derived from nmf:CompositePropType.
5. If the element is a top-level composite property it MUST have the name nmf:Metadata.
6. If it is a nested composite property, it can have whatever local name makes sense in the schema⁴.
7. The composite property MUST contain only elements that are instances of a type derived from nmf:BySchemaPropsType⁵.
8. Each of these child elements SHOULD be from a different namespace.
 - a. If it is not, then the processor MAY choose to only process the first child element from a particular namespace.
9. The child elements MAY be ordered in lexicographical sort order based on the namespace-uri.

3.4.1.1 element CompositePropBase

diagram	CompositePropBase
namespace	http://ns.osta.org/nmf/1.0/
type	CompositePropType

² The primary technique for en-masse substitution of a source schema is to define a new target schema that has aliases for all the elements in the source schema. The target schema should also define all the same constraints as the source schema.

NMF encourages an explicit mix-in style of extension where the schema where a particular property is defined is maintained in the instance document. In the en-masse substitution scenario, the processor is really required to always use the alias type to dereference the property since the property will have a different namespace and may have a different local-name.

³ The method for specifying this conformance is not described in this specification. It may be described in a future revision.

⁴ The rules for local-name selection are described in the mapping section.

⁵ Note again that this cannot be enforced by schema that is supporting partial validation.

source	<code><xs:element name="CompositePropBase" type="nmf:CompositePropType" abstract="true"/></code>
source	<code><xs:complexType name="CompositePropType"/></code>

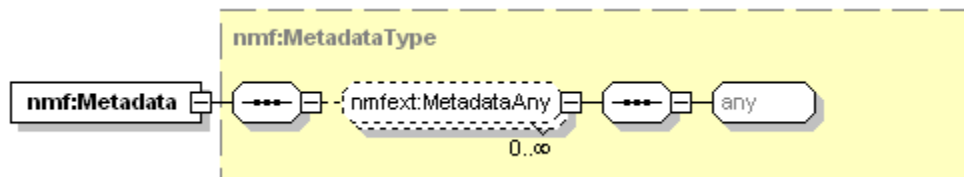
3.4.2 Top-level Composite Properties (Metadata and MetadataType)

In a top-level context (when not wrapped with a file:Manifest or compatible element), the nmf:Metadata element provides the binding point between the metadata and the host context. The Metadata element contains one or more elements that are substitutable for the nmf:BySchemaPropsBase abstract container elements. These elements must be instances of a type that derives from nmf:BySchemaPropsBaseType.

The top-level Properties container element can either be the nmf:Metadata element or it can be another element that is derived from nmf:MetadataType. The nmf:MetadataType is derived from nmf:CompositePropType. It adds a single optional attribute called nmf:about which mirrors the functionality of the rdf:about attribute while restricting it to use on top-level resources.

3.4.2.1 element Metadata

diagram



namespace `http://ns.osta.org/nmf/1.0/`

type [nmf:MetadataType](#)

attributes	Name	Type	Use	Default	Fixed
	about	xs:anyURI	optional		

source `<xs:element name="Metadata" type="MetadataType"/>`

```

source <xs:complexType name="MetadataType">
  <xs:complexContent>
    <xs:extension base="CompositePropType">
      <xs:sequence>
        <xs:group ref="nmfext:MetadataAny" minOccurs="0" maxOccurs="unbounded"/>
      </xs:sequence>
      <xs:attribute name="about" type="xs:anyURI" use="optional"/>
      <xs:attributeGroup ref="nmfext:XMLAttrGroup"/>
    </xs:extension>
  </xs:complexContent>
</xs:complexType>

```

3.4.3 Nested Composite Properties

In a nested context, the composite property will have a name that is specific to the purpose of the property in the schema that is defining it. Property sub-containers encapsulate the properties from a particular schema.

3.5 BySchema Properties

The contents of a composite property are grouped by schema. Each schema's properties are contained in an element that is an instance of a type that derives from `nmf:BySchemaPropsType`. As described in the previous section, these elements that wrap each schema's properties are themselves wrapped in an element that is an instance of a type that derives from `nmf:CompositePropType`.

There are two styles of naming the BySchema container element that depend on whether the schema is being defined for:

- compatibility with an existing RDF/XML schema that doesn't employ typednode syntax or make use of `rdf:type` definitions
- A new NMF schema or an RDF/XML schema that does use typednode syntax and the `rdf:type` definitions.
- In the first case, the schema **MUST** use the special local-name of "Properties" for the container element.

NOTE: This provides a minimal level of processing compatibility for the mapping from RDF where the composite property may not include the `rdf:type` information to allow the custom local-name to be used.

- In the second case, the schema **MAY** use a custom local name which will be translated into an `rdf:type` by the RDF/NMF mapping.
- The container element **MUST** be an instance of a type that derives from the `nmf:BySchemaPropsType` type either directly or via an intermediate type.

NOTE: The NMF Schema set makes use of a schema definition style that defines all the information for a Properties schema in a `ComplexType` that extends the `nmf:BySchemaPropsBaseType`

The properties in the schema **MUST** be specified in alphabetical order sorted on the local-name of the element.

NOTE: This is required in order to have an unambiguous algorithm for mapping external unordered representations such as RDF and relational tables to NMF even when schema information isn't available to the mapping tool.

XML Schema only supports a constrained ability to specify unordered properties, which is not sufficient for non-trivial usage. This requires NMF to mandate an ordering of the children of the Properties element.

- This element **MAY** be substitutable for the `nmf:BySchemaPropsBase` element.
- Reserved local-name suffixes **MUST NOT** be used (other than for their intended use in naming patterns) unless followed by one or more underscore characters. The NMF to RDF mapping algorithm will remove the underscore character that immediately follows the reserved local-name suffix.
- If the schema is being mapped from an existing RDF schema, then the RDF/NMF mapping (see 4.4) **MUST** be used to avoid the occurrence of the reserved name suffix values.

3.5.1 Custom Naming (TypedNode)

RDF provides a simple typing system based on a special property called `rdf:type` that can be associated with any resource. RDF also provides a special syntactic form called `typednode` syntax where the `qname` representation of the `rdf:type` value is used as the name of the resource element (instead of `rdf:Description`).

NMF directly supports `typednode` syntax and `rdf:type` by allowing a schema to specify an additional wrapper element for the schema (in addition to the required element with the “Properties” local-name). This allows a very natural and compatible syntax to be mirrored between NMF and RDF (see example below).

- The schema MAY define an element. This element will be mapped to the RDF representation using `typednode` syntax.
 - In this case, the schema namespace MUST end in either the “/” or “#” characters in order to allow namespace-uri to `qname` mapping to be performed.

NOTE: This is a best practice in any case, and SHOULD be used for any new schema that is specified directly in NMF.

In the examples below, the RDF representation uses properties from two schemas to describe the anonymous resource that is the value of the `ns3:factsAndFictions` property which is itself describing the resource with `rdf:about` URI of “`http://www.foo.com/cool.html`”. Both schemas have an `rdf:type` associated with them but only one of them can be used for the `typednode` syntax form.

The NMF representation generates a separate `BySchemaProps` element for the properties from each schema and maps the `rdf:type` of each schema to the name for the wrapper element.

In the first example, the RDF representation chooses one of the two `rdf:types` to be used as the `typednode` identifier. In this case, the `typednode` for the schema identified by the `ns1` namespace prefix. The other `rdf:type` is specified as a reference property.

RDF/XML Representation	NMF Representation
<pre><?xml version="1.0"?> <rdf:RDF xmlns:rdf="http://www.w3.org/1999/02/22-rdf-syntax-ns#" xmlns:ns1="http://ns1#" xmlns:ns2=http://ns2# xmlns:ns3="http://ns3#"></pre>	<pre><?xml version="1.0"?> <file:Manifest xmlns="http://www.w3.org/1999/02/22-rdf-syntax-ns#" xmlns:nmf="http://ns.osta.org/nmf/1.0/" xmlns:ns1="http://ns1#" xmlns:ns2=http://ns2# xmlns:ns3=http://ns3# xmlns:file="http://ns.osta.org/manifest/1.0/"></pre>
<pre><rdf:Description about="http://www.foo.com/cool.html"> <ns3:factsAndFictions></pre>	<pre><nmf:Metadata nmf:about="http://www.foo.com/cool.html"> <ns3:Properties> <ns3:factsAndFictions></pre>
<pre> <ns1:Facts> <ns1:Fact1>a fact</ns1:Fact1> <rdf:type rdf:resource="http://ns2#Fictions" /> <ns2:Fiction1>a fiction</ns2:Fiction1> </ns1:Facts></pre>	<pre> <ns1:Facts> <ns1:Fact1>a fact</ns1:Fact1> </ns:Facts> <ns2:Fictions> <ns2:Fiction1>a fiction</ns2:Fiction1> </ns2:Fictions></pre>
<pre></ns3:factsAndFictions></pre>	<pre></ns3:factsAndFictions> </ns3:Properties></pre>
<pre></rdf:Description> </rdf:RDF></pre>	<pre></nmf:Metadata> </file:Manifest></pre>

This next example shows the exact same NMF representation resulting from both the schema types being specified using the property form rather than one being specified using the `typednode` syntax and the other using the property form.

RDF/XML Representation	NMF Representation
<pre><?xml version="1.0"?> <rdf:RDF xmlns:rdf="http://www.w3.org/1999/02/22-rdf-syntax-ns#" xmlns:ns1="http://ns1#" xmlns:ns2=http://ns2#</pre>	<pre><?xml version="1.0"?> <file:Manifest xmlns:file="http://ns.osta.org/manifest/1.0/" xmlns:nmf=http://ns.osta.org/nmf/1.0/</pre>

xmlns:ns3="http://ns3#">	xmlns:ns1="http://ns1#" xmlns:ns2="http://ns2#" xmlns:ns3="http://ns3#">
<rdf:Description about="http://www.foo.com/cool.html">	<nmf:Metadata nmf:about="http://www.foo.com/cool.html">
<ns3:factsAndFictions>	<ns3:Properties>
<rdf:Description>	<ns1:Facts>
<rdf:type rdf:resource="http://ns2#Fictions" />	<ns1:Fact1>a fact</ns1:Fact1>
<ns1:Fact1>a fact</ns1:Fact1>	</ns:Facts>
<rdf:type rdf:resource="http://ns2#Fictions" />	<ns2:Fictions>
<ns2:Fiction1>a fiction</ns2:Fiction1>	<ns2:Fiction1>a fiction</ns2:Fiction1>
</ns1:Facts>	</ns2:Fictions>
</ns3:factsAndFictions>	</ns3:factsAndFictions>
	</ns3:Properties>
</rdf:Description>	</nmf:Metadata>
</rdf:RDF	</file:Manifest>

3.5.2 complexType BySchemaPropsType

diagram							
namespace	http://ns.osta.org/nmf/1.0/						
used by	<table border="0"> <tr> <td>element</td> <td>BySchemaPropsBase</td> </tr> <tr> <td>complexType</td> <td>BySchemaPropsType BySchemaPropsType</td> </tr> <tr> <td>s</td> <td></td> </tr> </table>	element	BySchemaPropsBase	complexType	BySchemaPropsType BySchemaPropsType	s	
element	BySchemaPropsBase						
complexType	BySchemaPropsType BySchemaPropsType						
s							
source	<xs:complexType name="BySchemaPropsType"/>						

3.6 Simple Properties

Simple properties have textual content as their value. The complete set of XML Schema data types is available to specify the constraints on the allowable content.


3.7 Ref Properties

Ref properties directly model the reference property form of RDF, i.e. the property whose value is a URI. This is explicitly indicated in the RDF/XML syntax using the rdf:resource attribute. NMF distinguishes between the reference and non-reference variations of the property using naming patterns. The reference variation of the property is indicated by appending "Ref" to the local-name of the property.

NMF Schema that support both an inline and out-of-line variant of their value need to be able to support the schemaless mapping between NMF and RDF.

They SHOULD distinguish between the inline and reference variants by appending "Ref" to the local name of the inline property.

3.7.1 complexType RefPropType

diagram	
namespace	http://ns.osta.org/nmf/1.0/
type	extension of xs:anyURI
used by	complexType s
source	<pre><xs:complexType name="RefPropType"> <xs:simpleContent> <xs:extension base="xs:anyURI"/> </xs:simpleContent> </xs:complexType></pre>

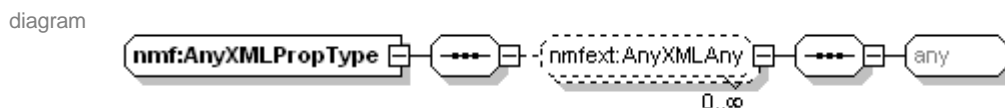
3.8 XML Literal Properties

The NMF syntax and data model is based on a structured definition of hierarchical data structures that are encoded in the XML syntax. This corresponds to a variation of the basic syntax of RDF. There are scenarios where the value of a property is well formed XML that doesn't correspond to a nested property definition. In this case, the NMF processor requires this to be indicated explicitly since the content model of the property should be treated as opaque XML.

RDF has an analogous issue with differentiating between a property value which is a nested resource and a property value which is well-formed XML. RDF employs a special attribute called `rdf:parseType` which if given a value of "Literal" indicates that the content of the property is an XML Literal.

In the NMF representation, the fact that the property contains an XML Literal rather than a nested resource is indicated via a naming pattern that appends the string, "AnyXML", to the base property name.

3.8.1 complexType AnyXMLPropType



namespace http://ns.osta.org/nmf/1.0/

type extension of [nmf:PropType](#)

source

```
<xs:complexType name="AnyXMLPropType" mixed="true">
  <xs:complexContent mixed="true">
    <xs:extension base="PropType">
      <xs:sequence>
        <xs:group ref="nmfext:AnyXMLAny" minOccurs="0" maxOccurs="unbounded"/>
      </xs:sequence>
    </xs:extension>
  </xs:complexContent>
</xs:complexType>
```

3.9 Array Properties

Array properties can be either ordered, unordered or specify a one of N semantics. This corresponds to the RDF concepts of Bag, Seq and Alt container types.

One big difference between the RDF encoding of Array valued properties and the NMF encoding is that NMF doesn't make use of the explicit array element between the property element and the property values. This is necessary since XML Schema only supports the specification of the immediate content of an element whereas the RDF style of encoding requires the ability to specify the content across three levels of element hierarchy.


NMF supports an explicit typing of the array property via the schema and also uses a naming convention in order to support mappings to/from RDF when schema based translation isn't available. The naming convention is to append the local-name of the Array type to the property name that is used in the RDF encoding.

1. A Property **MAY** be specified to support both a special case syntax for a single entry array and the general purpose syntax for one or more entries.
2. If this special-case syntax is supported, the name of the single entry form **MUST** be the name of the array element (see below).
3. An Array valued property **MUST** have a local-name that contains one of the following character sequences as the final characters in the string:
 - a. "Bag" or "Seq" or "Alt"
4. The Array valued property element **MUST** contain one or more child elements whose namespace-uri is the that of the parent and whose local name is that of the parent without the array type character sequence (i.e. with the "Bag" or "Seq" or "Alt" stripped off).
5. If the special case syntax for a single entry is supported then, the parent property will be identical to the child elements used in the array valued syntax.

3.9.1 nmf:Bag

nmf:Bag is the base type for unordered arrays of properties.


3.9.1.1 complexType BagPropType

diagram	
namespace	http://ns.osta.org/nmf/1.0/
type	extension of ArrayPropType
used by	complexType s
source	<pre><xs:complexType name="BagPropType" abstract="true"> <xs:complexContent> <xs:extension base="ArrayPropType"/> </xs:complexContent> </xs:complexType></pre>

3.9.2 nmf:Seq

nmf:Seq is the base type for both simple and complex ordered arrays.


3.9.2.1 complexType SeqPropType

diagram	
namespace	http://ns.osta.org/nmf/1.0/
type	extension of ArrayPropType
used by	complexType s
source	<pre><xs:complexType name="SeqPropType" abstract="true"> <xs:complexContent> <xs:extension base="ArrayPropType"/> </xs:complexContent> </xs:complexType></pre>

3.9.3 nmf:Alt

nmf:Alt is the base type for arrays of alternative properties.

3.9.4 complexType AltPropType

diagram	
namespace	http://ns.osta.org/nmf/1.0/
type	extension of ArrayPropType
used by	complexType s
source	<pre><xs:complexType name="AltPropType" abstract="true"> <xs:complexContent> <xs:extension base="ArrayPropType"/> </xs:complexContent> </xs:complexType></pre>

3.10 Qualified Properties

Qualified Properties are described in section 2.3 of the RDF specification [RDF]. NMF provides minimal support for qualified properties that are one level deep. NMF does not make any attempt to leverage qualified properties directly as part of its data model. The qualifications are treated as untyped information that is maintained in the syntax. If the qualifications conform to the NMF property model they will be validated

Qualified properties are properties which have both a primary value and an optional qualification that can be applied to the property value in order to provide additional context for interpretation of the value.

The Dublin Core Metadata Initiative makes extensive use of qualified properties and goes so far as to define two primary types of qualification:

- Property Refinement.** These qualifiers make the meaning of an property narrower or more specific. A refined property shares the meaning of the unqualified property, but with a more restricted scope. A client that does not understand a specific property refinement term should be able to ignore the qualifier and treat the metadata value as if it were an unqualified (broader) element. The definitions of property refinement terms for qualifiers must be publicly available.
- Encoding Scheme.** These qualifiers identify schemes that aid in the interpretation of an property value. These schemes include controlled vocabularies and formal notations or parsing rules. A value expressed using an encoding scheme will thus be a token selected from a controlled vocabulary (e.g., a term from a classification system or set of subject headings) or a string formatted in accordance with a formal notation (e.g., "2000-01-01" as the standard expression of a date). If an encoding scheme is not understood by a client or agent, the value may still be useful to a human reader. The definitive description of an encoding scheme for qualifiers must be clearly identified and available for public use.

RDF supports qualified properties via several mechanisms including the use of the **rdf:value** property. This property is used to indicate the primary value of a composite property value. All the other properties contained in the composite property value are then interpreted as qualifying the primary value.

The same problem of context dependant validation occurs with rdf:value as with the other elements from the rdf namespace that are used as wrappers for schema specific relationships. That is the fact that context free validation approaches like XML Schema can only validate immediate children types and the rdf:value cannot have a context dependant type based on the element that is parenting it.

NMF addresses this with the same technique that is used in the case of Arrays. That is to model the Qualified property as if it is a non-qualified property. The analog in the array case, is to model the array property the same as the singleton property.


NOTE: We may want to apply the same dual approach to the Qual/NonQual pairing as we do to the Array/Singleton pairing. I.e. first define the singleton case and then define the other case as an extension of the singleton that encapsulates it.

The Qualified property has the same name as the non-qualified property version but with "QVal" appended to it. It then contains an immediate child that is named the non-qualified version of the name. Below is an example using the Dublin Core Relation property with the RelationType qualifier which is a refinement qualifier.

RDF/XML	NMF
<pre><dc:Relation rdf:parseType="Resource"> <rdf:value>Irene</rdf:value> <dcq:RelationType>cousin</dc:Relation></pre>	<pre><RelationQVal> <dcq:Properties> <dcq:RelationType>cousin</dcq:RelationType> </dcq:Properties> <Relation>Irene</Relation> </RelationQVal></pre>

1. The Qualified form of a property **MUST** be derived from nmf:QValType.
2. The Qualified form of a property **MUST** have the same base local name as the unqualified property with a suffix of "QVal".
3. The Qualified form of a property **MUST** contain a single child element that is an instance of the unqualified form of the property
4. The Qualified form of a property **MAY** contain one or more child elements that are derived from nmf:BySchemaPropsType

3.10.1 **complexType** QValPropType

diagram	
namespace	http://ns.osta.org/nmf/1.0/
type	extension of PropType
used by	complexType s
source	<pre><xs:complexType name="QValPropType"> <xs:complexContent> <xs:extension base="PropType"/> </xs:complexContent> </xs:complexType></pre>

3.11 Open Content Model Helpers

NMF makes use of weak typing in several key locations in its content model in order to allow partial validation of documents which contain elements for which schema information is not available. This is done using the XML Schema open content model facility using the xs:any construct.

The working assumption underlying this use of xs:any is that if the type information was available it would correctly validate against the schemas. NMF makes use of another feature of XML Schema open content model which is the ability to specify the level of validation that should be applied to the elements that are encountered in the open content model locations.

There are two levels of validation which are specified using the processContents attribute of the xs:any element. They are:

strict

the XML processor must obtain the schema for the required namespaces and validate any element from those namespaces.

lax

The XML processor attempts to obtain the schema for the required namespaces and validate any element from those namespaces; however, if the schema cannot be obtained, no errors will occur.

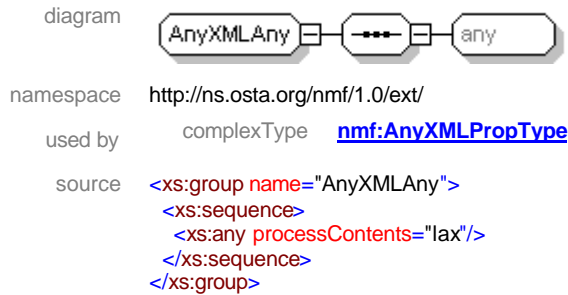
NMF provides two versions of an extension schema that defines group elements for all the open content models that are used in NMF schema. One version uses lax validation and is intended for runtime and production environments. The other uses strict validation and is intended for development environments.

This seems to be the best compromise at the moment for allowing some amount of validation at runtime while still allowing decentralized mix-in of additional property schema.

The helper group elements below are from the production environment version of the extension schema and therefore have the value of lax for their processContents attributes.

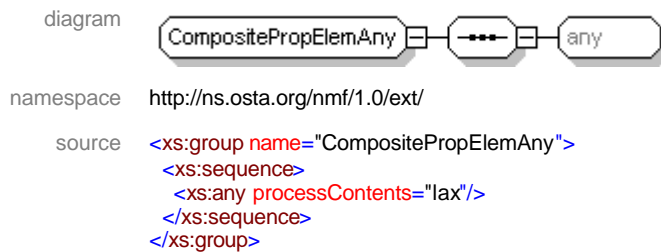
3.11.1 group AnyXMLAny

This group element is used by the XML Literal properties to control the level of validation.



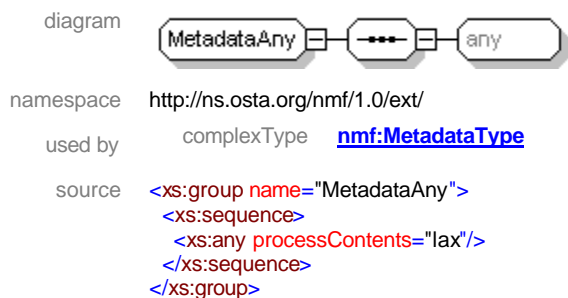
3.11.2 group CompositePropElemAny

This group element can be is used by nested Composite properties to control the level of validation. Nested composite properties can either use a tightly bound content model where the specific BySchemaPropsType instances that can be contained are specified or they can use the CompositePropElemAny



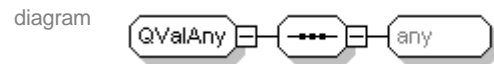
3.11.3 group MetadataAny

This group element is used by the nmf:Metadata element.



3.11.4 **group** QValAny

This group element is used to control the level of validation for qualifier properties in the QVal properties.



namespace <http://ns.osta.org/nmf/1.0/ext/>

source

```
<xs:group name="QValAny">
  <xs:sequence>
    <xs:any processContents="lax"/>
  </xs:sequence>
</xs:group>
```

Chapter 4: RDF/NMF Mapping

The RDF/NMF mapping is specified in such a way as to allow translators to exist that can perform the mapping without requiring access to schemas for the inputs. The mapping is defined to support bi-directional translation between the RDF/XML encoding and the NMF encoding.

The mapping algorithms make use of several representations including an intermediate representation that allows The RDF to NMF mapping to be described as being composed of several stages or passes. This is done for ease of specification. A translator may perform the mapping in any manner that achieves equivalent results.

The three representations are:

- RDF/XML
- RDF/NMF
- NMF

4.1 RDF/XML Encoding Constraints

The RDF/NMF mapping has a few mechanical constraints on allowable constructs that may be used in the RDF/XML documents that can be mapped to NMF.

The following features are not supported:

- The optional rdf:RDF element (rdf:RDF is required)
- Top-level containers (top-level must be rdf:Description or typedNode elements)
- The rdf:ID attribute (ignored on all rdf:Description or propertyElt elements)
- The rdf:bagID attribute (ignored)
- The rdf:aboutEach or rdf:aboutEachPrefix attributes (entire rdf:Description ignored)
- Reified statements (they are not generated in the model).
- All rdf:about attributes must appear on top-level rdf:Description or top level typed Node elements only.
- All rdf:about attributes must contain the same value.

4.2 RDF to NMF mapping

The RDF to NMF mapping is defined using a two pass algorithm.

- 1) The first pass converts the various RDF based syntaxes to a normalized canonical representation. It is described in 4.3.
- 2) The second pass converts from the normalized canonical RDF representation to NMF. It is described in section 4.4.

4.3 RDF to NMF/RDF (pass 1)

Generic RDF XML syntax is specified in the RDF syntax specification [RDF].

The first step in converting general RDF to NMF/RDF is to convert the RDF into the basic syntax form of RDF. This form uses no shorthand representations and is sometimes referred to as the striped representation of RDF. It is described in section 2.2.1 of the RDF specification [RDF].

An additional normalization step is performed to handle the container types and list elements. These must be encoded using the container syntax specified in rules 18-24 of the section 3.2 of the RDF specification [RDF].

Any nested `rdf:Description` elements with non-empty values for `rdf:ID` or `rdf:about` must be converted to independent top-level `rdf:Description` elements and referenced via an `rdf:resource` attribute at their previous location in the syntax.

Once these conversion steps have been performed, the next step is to sort all properties lexicographically based on the namespace-uri followed by the local-name in each of the `rdf:Description` elements at all levels of the hierarchy.

At this point, there will be one or more top-level `rdf:Description` (or `typednode`) elements each of which will have different values for their `rdf:ID` or `rdf:about` attributes. Nested `rdf:Description` (or `typednode`) elements will not have `rdf` identifiers.

4.4 NMF/RDF to NMF (pass 2)

The NMF/RDF representation is relatively equivalent to the NMF representation.

The following operations are performed on the NMF/RDF representation to obtain the NMF representation:

Note: The “`nmf`” namespace prefix is used throughout the algorithm. Its value is the namespace-uri for NMF 1.0, i.e. ‘<http://ns.osta.org/nmf/1.0/>’

1. If there is more than one top-level element
 - 1.1. emit an open tag with namespace-uri = <http://ns.osta.org/manifest/1.0/> and local-name = “Manifest”

(NOTE: all top-level elements that describe the same resource will have been collapsed by pass 1)

2. for each top-level element:
 - 2.1. emit the `nmf:Metadata` open tag
 - 2.2. if there is an `rdf:ID` or `rdf:about` attribute
 - 2.2.1. call `HandleRDFIdentifier`
 - 2.3. for each sequence of properties (from the same namespace) in the element:
 - 2.3.1. call `MapProperties(namespace)`

- 2.4. if there are rdf:type properties whose namespace part doesn't match any properties
 - 2.4.1. callMapProperties(rdf:type value)⁶
- 2.5. emit the nmf:Metadata close tag

4.4.1 HandleRDFIdentifier

1. If there is an rdf:ID attribute
 - 1.1. nmf:about = value with a prepended “#” character.
2. else
 - 2.1. nmf:about = value of rdf:about
3. emit the nmf:about attribute

4.4.2 IdentifyPropType(PropElem)

This part of the algorithm is applied to a property element (and its contents) in order to determine what the property type is. Note that the input RDF/XML is assumed to be in canonical NMF/RDF representation.

1. if the element contains textual content
 - 1.1. return type=”Simple”
2. else if the element has an rdf:resource attribute
 - 2.1. return type=”Ref ”
3. else If the child of the element is an RDF array element (rdf:Seq, rdf:Bag, rdf:Alt)
 - 3.1. return type=”Array”
4. else if the element has an rdf:parseType attribute with a value of “Literal”
 - 4.1. return type=”AnyXML”
5. else if the child is an rdf:Description element
 - 5.1. if there is a single rdf:value grandchild element
 - 5.1.1. return type=”QVal”
 - 5.2. else
 - 5.2.1. return type=”Composite”

4.4.3 MapProperties(namespace)

1. If there is an rdf:type whose qname representation has the same namespace-uri as namespace
 - 1.1. emit open tag with namespace-uri equal to the namespace and local-name equal to the local-name portion of the rdf:type qname.
2. else
 - 2.1. Emit open tag with namespace-uri equal to the namespace and local-name equal to ”Properties”
3. For each element in the namespace (other than the rdf:type if present)
 - 3.1. call MapProp(local-name of element, isFixed=false)
4. Emit close tag for element defined in 1.

4.4.4 MapProp(local-name, isFixed)

- 1) if the local-name ends with one of the reserved suffixes and isFixed=false:

⁶ this allows rdf:type information to be maintained even for schemas that don't have properties on the resource but have been associated with the resource for other reasons.

- a) local-name = local-name that has a single underscore character appended to the local-name.
- 2) else
 - a) local-name = orig_local-name
- 3) propType = IdentifyPropType()
- 4) if the proptype is simple
 - a) proptype = local-name
- 5) else if the proptype is Array
 - a) proptype = local-name + “Bag” or “Seq” or “Alt”
- 6) else if the proptype is QVal
 - a) proptype = local-name + “QVal”
- 7) else if proptype is Composite
 - a) proptype = local-name
- 8) else if proptype is AnyXML
 - a) proptype = local-name + “AnyXML”
- 9) else if proptype is Ref
 - a) proptype = local-name + “Ref”
- 10) emit open tag with proptype

- 11) if the proptype is simple
 - a) emit the value
- 12) else if the proptype is array
 - a) for each rdf:li child element
 - i) call MapProp(local-name, isFixed=true)
- 13) else if the proptype is QVal
 - a) for each namespace that has properties
 - i) call MapProperties(namespace).
 - b) if the rdf:value child is a reference (rdf:resource attribute)
 - i) emit open tag with local-name
 - (1) emit the value of the rdf:resource attribute
 - ii) emit close tag
 - c) else if the rdf:value is a simple value
 - i) call MapProp(proptype, isFixed=true)
- 14) else if the proptype is Composite
 - a) for each namespace that has properties
 - i) call MapProperties(namespace)
- 15) else if the proptype is AnyXML
 - a) emit open tag with proptype
 - i) emit the contents of the element
- 16) else if the proptype is Ref
 - a) emit open tag with proptype
 - i) emit the rdf:resource value as the text content of the element

- 17) emit close tag with proptype

4.5 NMF to RDF mapping

The NMF to RDF mapping is defined using a two pass algorithm of which the second pass is optional.

- 1) The first pass converts from NMF to the normalized canonical RDF representation.
- 2) The second pass converts from the canonical RDF representation to a less normalized representation.

4.6 NMF to NMF/RDF (pass 1)

The NMF/RDF representation is relatively equivalent to the NMF representation. The following operations are performed on the NMF representation to obtain the NMF/RDF representation:

1. emit the rdf:RDF open tag
2. for each nmf:Metadata element (in current context):
 - 2.1. for each top-level child of nmf:Metadata
 - 2.1.1. if the element doesn't have a local-name = "Properties"⁷
 - 2.1.1.1. emit the element open tag
 - 2.1.2. else
 - 2.1.2.1. emit the rdf:Description open tag
 - 2.1.3. if the nmf:Metadata element has an nmf:about attribute
 - 2.1.3.1. emit it as an rdf:about attribute
 - 2.1.4. call MapProperties()
 - 2.2. emit the close tag (either nmf:Metadata or typednode)
3. emit the rdf:RDF close tag

4.6.1 IdentifyPropType(PropElem)

This part of the algorithm is applied to a property element (and its contents) in order to determine what the property type is. Note that the input RDF/XML is assumed to be in canonical NMF/RDF representation.

1. if the element ends with the string "AnyXML"
 - 1.1. return type="AnyXML"
2. else if the element ends with "Ref"
 - 2.1. return type = "Ref"
3. else If the element name ends with either "Seq", "Bag" or "Alt"
 - 3.1. return type="Array"
4. else if the element name ends with QVal
 - 4.1. return type="QVal"
5. else if the element contains textual content
 - 5.1. return type="Simple"
6. else
 - 6.1. return type="Composite"

4.6.2 MapProperties()

1. If the local-name of the BySchema wrapper element is not "Properties"
 - 1.1. emit an rdf:type element with an rdf:resource attribute whose value is the concatenation of the schema namespace and the local-name.

⁷ If the typednode is using the local-name of "Properties" this information will not be mapped. How would we be able to differentiate between this and non typednode usage?

2. For each element in the BySchemaPropsType wrapper
 - 2.1. call MapProp(local-name of element, isFixed=false)

4.6.3 MapProp(local-name, isFixed)

1. propType = IdentifyPropType()
2. if the proptype is simple
 - 2.1. proptype = local-name
3. else if the proptype is Array
 - 3.1. proptype = local-name with suffix removed (“Bag” or “Seq” or “Alt”)
4. else if the proptype is QVal
 - 4.1. proptype = local-name with suffix removed (“QVal”)
5. else if proptype is AnyXML
 - 5.1. proptype = proptype – trailing “AnyXML”
6. else if proptype is Ref
 - 6.1. proptype = proptype – trailing “Ref”
7. else if proptype is Composite
 - 7.1. proptype = local-name
8. if proptype ends with one of the reserved suffixes followed by a trailing “_”
 - 8.1. proptype = proptype minus trailing “_”
9. emit open tag with proptype

10. if the proptype is simple
 - 10.1. emit the value
11. else if the proptype is array
 - 11.1. emit arraytype open tag (rdf:Seq, rdf:Alt, rdf:Bag)
 - 11.2. for each child element
 - 11.2.1. emit rdf:li open tag
 - 11.2.1.1. if the child’s property value is an Ref
 - 11.2.1.1.1. emit an rdf:resource attribute whose value is the content of child element.
 - 11.2.1.2. else if the child’s property value is text
 - 11.2.1.2.1. emit the text
 - 11.2.1.3. else
 - 11.2.1.3.1. emit rdf:Description open tag
 - 11.2.1.3.2. for each Properties child element
 - 11.2.1.3.2.1. call MapProperties()
 - 11.2.1.3.3. emit rdf:Description close tag
 - 11.2.2. emit rdf:li close tag
12. else if the proptype is QVal
 - 12.1. if the rdf:value child is a reference (rdf:resource attribute)
 - 12.1.1. emit open tag with local-name
 - 12.1.1.1. emit rdf:resource attribute with value of child
 - 12.1.2. emit close tag
 - 12.2. else if the rdf:value is a simple value
 - 12.2.1. call MapProp(local-name, isFixed=true)
 - 12.3. for each Properties child element
 - 12.3.1. call MapProperties().
13. else if the proptype is Composite
 - 13.1. for each BySchemaProps child:
 - 13.1.1. call MapProperties()
14. else if the proptype is Ref
 - 14.1. emit rdf:resource attribute with value of URI.
15. emit close tag with proptype

4.7 NMF/RDF to RDF

The NMF/RDF representation is already RDF and can be used as such. There is a transformation that can be performed on the NMF/RDF to make it less normalized.

The processing needs to collapse all top-level resource descriptions with the same `rdf:about` value into a single description element. In addition, if there is a single `rdf:type` value for the resource then that value should be used as the typednode representation. If there is more than one `rdf:type` then the regular resource syntax should be used and the `rdf:type` properties treated as regular properties as far as the syntax is concerned.

4.8 Metadata Examples

Below are complete representations of both the RDF/XML and NMF versions of Metadata.

4.8.1 Dublin Core

This example shows the use of stand-alone Dublin Core metadata.

RDF/XML Representation	NMF Representation
<pre><?xml version="1.0"?> <rdf:RDF xmlns:rdf="http://www.w3.org/1999/02/22-rdf-syntax-ns#" xmlns:dc="http://purl.org/dc/elements/1.1/"></pre>	<pre><?xml version="1.0"?> <file:Manifest xmlns="http://www.w3.org/1999/02/22-rdf-syntax-ns#" xmlns:file="http://ns.osta.org/manifest/1.0/" xmlns:nmf="http://ns.osta.org/nmf/1.0/"></pre>
<pre><rdf:Description about="http://www.foo.com/cool.html"></pre>	<pre><nmf:Metadata nmf:about="http://www.foo.com/cool.html"></pre>
<pre> <dc:creator> <rdf:Seq ID="CreatorsAlphabeticalBySurname"> <rdf:li>Mary Andrew</rdf:li> <rdf:li>Jacky Crystal</rdf:li> </rdf:Seq> </dc:creator></pre>	<pre><Properties xmlns="http://purl.org/dc/elements/1.1/"> <creatorSeq> <creator>Mary Andrew</creator> <creator>Jacky Crystal</creator> </creatorSeq></pre>
<pre> <dc:identifier> <rdf:Bag ID="MirroredSites"> <rdf:li rdf:resource="http://www.foo.com.au/cool.html"/> <rdf:li rdf:resource="http://www.foo.com.it/cool.html"/> </rdf:Bag> </dc:identifier></pre>	<pre><identifierBag> <identifierRef>http://cool.html</identifierRef> <identifierRef>http://cool.html</identifierRef> </identifierBag></pre>
<pre> <dc:title> <rdf:Alt> <rdf:li xml:lang="en">The Coolest Web Page</rdf:li> <rdf:li xml:lang="it">Il Pagio di Web Fuba</rdf:li> </rdf:Alt> </dc:title></pre>	<pre><titleAlt> <title xml:lang="en">The Coolest Web Page</title> <title xml:lang="it">Il Pagio di Web Fuba</title> </titleAlt></pre>
<pre></rdf:Description></pre>	<pre></Properties></pre>
<pre></rdf:RDF></pre>	<pre></nmf:Metadata> </file:Manifest></pre>

4.8.2 RSS

This example shows the use of RSS1 [RSS1]. This format makes use of typenodes, rdf references and sequences. It also has properties from multiple namespaces describing the channel resource.

The properties associated with each resource are grouped by namespace and alphabetically reordered by the mapping between the RDF/XML and NMF representation.

RDF/XML Representation	NMF Representation
<pre><?xml version="1.0"?> <rdf:RDF xmlns:rdf="http://www.w3.org/1999/02/22-rdf-syntax-ns#" xmlns:dc="http://purl.org/dc/elements/1.1/" xmlns:sy="http://purl.org/rss/1.0/modules/syndication/" xmlns:co="http://purl.org/rss/1.0/modules/company/" xmlns:ti="http://purl.org/rss/1.0/modules/textinput/" xmlns="http://purl.org/rss/1.0"></pre>	<pre><?xml version="1.0"?> <file:Manifest xmlns="http://purl.org/rss/1.0/" xmlns:rdf="http://www.w3.org/1999/02/22-rdf-syntax-ns#" xmlns:sy="http://purl.org/rss/1.0/modules/syndication/" xmlns:co="http://purl.org/rss/1.0/modules/company/" xmlns:ti="http://purl.org/rss/1.0/modules/textinput/" xmlns:nmf="http://ns.osta.org/nmf/1.0/" xmlns:file="http://ns.osta.org/manifest/1.0"/></pre>
<pre><channel rdf:about="http://www.xml.com/xml/news.rss"></pre>	<pre><file:Metadata nmf:about="http://www.xml.com/xml/news.rss"></pre>
<pre> <title>XML.com</title> <link>http://xml.com/pub</link> <description> XML.com features a rich mix of information and services for the XML community. </description> <image rdf:resource="http://xml.com/universal/images/xml_tiny.gif"/></pre>	<pre><channel xmlns="http://purl.org/rss/1.0/"> <description> XML.com features a rich mix of information and services ... </description> <imageRef>http://xml.com/universal/images/xml_tiny.gif</imageRef> <link>http://xml.com/pub</link> <title>XML.com</title></pre>
<pre> <items> <rdf:Seq> <rdf:li resource="http://2000/08/09/xslt/xslt.html"/> </rdf:Seq> </items></pre>	<pre> <itemsSeq> <itemsRef>http://2000/08/09/xslt/xslt.html</itemsRef> </itemsSeq> </channel></pre>
<pre> <dc:publisher>The O'Reilly Network</dc:publisher> <dc:creator>Rael Dornfest (mailto:rael@oreilly.com)</dc:creator> <dc:rights>Copyright &#169; 2000 O'Reilly & Associates, Inc.</dc:rights> <dc:date>2000-01-01T12:00+00:00</dc:date></pre>	<pre> <dc:Properties> <dc:creator>Rael Dornfest (mailto:rael@oreilly.com)</dc:creator> <dc:date>2000-01-01T12:00+00:00</dc:date> <dc:publisher>The O'Reilly Network</dc:publisher> <dc:rights>Copyright &#169; 2000 O'Reilly & Associates, Inc.</dc:rights> </dc:Properties></pre>
<pre> <sy:updatePeriod>hourly</sy:updatePeriod> <sy:updateFrequency>2</sy:updateFrequency> <sy:updateBase>2000-01-01T12:00+00:00</sy:updateBase></pre>	<pre> <sy:Properties> <sy:updateBase>2000-01-01T12:00+00:00</sy:updateBase> <sy:updateFrequency>2</sy:updateFrequency> <sy:updatePeriod>hourly</sy:updatePeriod> </sy:Properties></pre>
<pre></channel></pre>	<pre></nmf:Metadata></pre>
<pre> <image rdf:about="http://xml.com/universal/images/xml_tiny.gif"></pre>	<pre><nmf:Metadata nmf:about="http://xml.com/universal/images/xml_tiny.gif"> <image xmlns="http://purl.org/rss/1.0/"></pre>
<pre> <title>XML.com</title> <link>http://www.xml.com</link> <url>http://xml.com/universal/images/xml_tiny.gif</url> </image></pre>	<pre> <link>http://www.xml.com</link> <title>XML.com</title> <url>http://xml.com/universal/images/xml_tiny.gif</url> </image> </nmf:Metadata></pre>
<pre><item rdf:about="http://xml.com/pub/2000/08/09/xslt/xslt.html"></pre>	<pre><nmf:Metadata nmf:about="http://xml.com/pub/2000/08/09/xslt/xslt.html"> <item xmlns="http://purl.org/rss/1.0/"></pre>
<pre> <title>Processing Inclusions with XSLT</title> <link>http://xml.com/pub/2000/08/09/xslt/xslt.html</link> <description> Processing document inclusions with general XML tools ... </description></pre>	<pre> <description> Processing document inclusions with general XML tools ... </description> <link>http://xml.com/pub/2000/08/09/xslt/xslt.html</link> <title>Processing Inclusions with XSLT</title></pre>
<pre></item></pre>	<pre></item></pre>
<pre></rdf:RDF></pre>	<pre></file:Manifest></pre>

4.8.3 Qualified Properties

RDF/XML Representation	NMF Representation
<pre><?xml version="1.0"?> <rdf:RDF xmlns:rdf="http://www.w3.org/1999/02/22-rdf-syntax-ns#" xmlns:dc="http://purl.org/metadata/dublin_core#" xmlns:dcq="http://purl.org/metadata/dublin_core_qualifiers#"></pre>	<pre><?xml version="1.0"?> <file:Manifest xmlns:rdf="http://www.w3.org/1999/02/22-rdf-syntax-ns#" xmlns:dcq="http://purl.org/metadata/dublin_core_qualifiers#" xmlns:nmf="http://ns.osta.org/nmf/1.0/" xmlns:file="http://ns.osta.org/manifest/1.0/"></pre>
<pre><rdf:Description about="http://www.dlib.org/dlib/may98/05contents.html"> <dc:Title>DLIB Magazine - The Magazine for Digital Library Research - May 1998</dc:Title> <dc:Description>D-LIB magazine is a monthly compilation of contributed stories, commentary, and briefings.</dc:Description></pre>	<pre><nmf:Metadata nmf:about="http://www.dlib.org/dlib/may98/05contents.html"> <Properties xmlns="http://purl.org/metadata/dublin_core#"> <Title>DLIB Magazine - The Magazine for Digital Library Research - May 1998</Title> <Description>D-LIB magazine is a monthly compilation of contributed stories, commentary, and briefings.</Description></pre>
<pre><dc:Contributor rdf:parseType="Resource"> <dcq:AgentType rdf:resource="http://purl.org/metadata/dublin_core_qualifiers#Editor"/ > <rdf:value>Amy Friedlander</rdf:value> </dc:Contributor></pre>	<pre><ContributorQVal> <Contributor>Amy Friedlander</Contributor> <dcq:Properties> <dcq:AgenttypeRef> http://purl.org/metadata/dublin_core_qualifiers#Editor </dcq:AgenttypeRef> </dcq:Properties> </ContributorQVal></pre>
<pre><dc:Relation rdf:parseType="Resource"> <dcq:RelationType rdf:resource="http://purl.org/metadata/dublin_core_qualifiers#IsPartOf"/> <rdf:value resource="http://www.dlib.org"/> </dc:Relation></pre>	<pre><RelationQVal> <RelationRef>http://www.dlib.org</rdf:Properties> </Relation> <dcq:Properties> <dcq:RelationTypeRef>http://purl.org/metadata/dublin_core_qualifiers#IsPartOf</dcq:RelationTypeRef> </dcq:Properties> </RelationQVal></pre>
<pre></rdf:Description></pre>	<pre></Properties> </nmf:Metadata></pre>
<pre></rdf:RDF></pre>	<pre></file:Manifest></pre>

Chapter 5: Best Practices

There are several areas of best practice in NMF. They are:

- Profile definition and usage.
- Schema definition and usage
- Instance document usage.
- Processing model.

These are described in the following sections.

5.1 Profile Usage

NMF schemas can either be grouped together into a stand-alone schema set or be grouped together as part of a larger schema set that also contains schemas that aren't NMF based. These schema groupings are referred to as profiles.

A profile can contain

- A top-level profile schema that includes various schemas defined in the profile.
- Zero or more non-NMF schemas.
- Zero or more Top-level Property schemas (see section 3.5).
- Zero or more Nested Property schemas (see section 3.5).
- Zero or more simple property types (see section 3.6) contained in one or more schemas.
- Documentation that describes the practices for usage of metadata that makes use of the schemas.

NMF is the preferred metadata interchange format for the MusicPhotoVideo initiative and there are several profiles that are defined as part of the initiative that incorporate a large number of NMF schemas.

Profiles provide a convenient unit of granularity for packaging up one or more schemas and associated documentation and practices.

- A profile **SHOULD** have a single schema that can be included by a user of the profile that in turn includes all schema that are part of the module.
- A profile **MAY** have a single namespace that is used as the target namespace for the module.

5.2 Schema Usage

5.2.1 Minimize Property Variations

NMF Properties can take on one or more of the property types that are supported.

- A property MUST only use at most one of the array forms.
- A property MUST support either the simple or composite form.

5.3 XML Instance Usage

5.3.1 Default Namespaces

NMF metadata is encoded with a potentially large number of schemas. This is due to the fact that NMF encourages a modular schema definition approach that allows a maximal amount of mixing and matching of Schemas. In addition, schemas for composite property values are distinct from those for top-level Property schemas.

All elements in NMF are namespace qualified which requires that either namespace prefixes are used or namespace defaulting is employed. NMF best practise is to use namespace defaulting at the least common ancestor element that is bound to a particular namespace.

Since NMF requires that top-level Property containers and Composite Property containers have the same namespace as all their children, this ends up being a very visually efficient way of encoding the instance data. Below is an example of a fully prefixed vs. a defaulted instance fragment.

Fully Prefixed instance	
<pre> <xapS:Properties xmlns:xapS="http://ns.adobe.com/xap/1.0/s/"> <xapS:EntityTag>W/"A weak ETag"</xapS:EntityTag> <xapS:FileDisposition> <fd:Properties xmlns:fdist="http://ns.adobe.com/xap/1.0/sType/FileDisposition#" > <fd:directoryPath>c:\mydir\path</fd:directoryPath> <fd:filename>aFile</fd:filename> <fd:OS>Windows</fd:OS> </fd:Properties> </xapS:FileDisposition> <xapS:ResourceID>unique timestamp2001-08- 14T11:02:13Z</xapS:ResourceID> <xapS:Size>10000</xapS:Size> </xapS:Properties> </pre>	<pre> <Properties xmlns="http://ns.adobe.com/xap/1.0/s/"> <EntityTag>W/"A weak ETag"</EntityTag> <FileDisposition> <Properties xmlns="http://ns.adobe.com/xap/1.0/sType/FileDisposition#" > <directoryPath>c:\mydir\path</directoryPath> <filename>aFile</filename> <OS>Windows</OS> </Properties> </FileDisposition> <ResourceID>unique timestamp2001-08-14T11:02:13Z</ResourceID> <Size>10000</Size> </Properties> </pre>

1. References

[AMBLER]

“Mapping objects to relational databases”, Scott Ambler, July, 2000.

Available at: <http://www-106.ibm.com/developerworks/library/mapping-to-rdb/#h9>

[DC-NMF]

"Dublin Core Normalized Metadata Format Profile Specification 1.0"; OSTA, 2002,.

Available at <http://www.osta.org/mpv/>

[DC-XML]

“Guidelines for implementing Dublin Core in XML” Andy Powell,

<http://www.ukoln.ac.uk/metadata/dcmi/dc-xml-guidelines/>

[DCQ-RDF]

“Expressing Qualified Dublin Core in RDF / XML”, Stefan Kokkelink and Roland Schwäenzl, Dublin Core Metadata Initiative Proposed Recommendation, August 29th, 2001.

Available at <http://dublincore.org/documents/dcq-rdf-xml/>

[DC-RDF]

“Guidance on expressing the Dublin Core within the Resource Description Framework (RDF)”, Eric Miller, Paul Miller and Dan Brickley. Dublin Core Metadata Initiative Draft, July 1999.

Available at <http://www.ukoln.ac.uk/metadata/resources/dc/datamodel/WD-dc-rdf/>

[DCMI-NS]

“Namespace Policy for the Dublin Core Metadata Initiative”, Andy Powell and Eric Wagner, Dublin Core Metadata Initiative Recommendation, October 26th, 2001.

Available at <http://dublincore.org/documents/dcmi-namespace/>

[DC-RDF-Simple]

“Expressing Simple Dublin Core in RDF/XML”, Dave Beckett, Eric Miller and Dan Brickley, Dublin Core Metadata Initiative Proposed Recommendation, November 28th, 2001.

Available at <http://dublincore.org/documents/dcmes-xml/>

[MANIFEST]

"XML Manifest Specification 1.0"; OSTA, 2002.

Available at <http://www.osta.org/mpv/>

[MPV-Core]

"MusicPhotoVideo Core Specification 1.0"; OSTA, 2002.

Available at <http://www.osta.org/mpv/>

[MPV-Pres]

“MusicPhotoVideo – Presentation Profile Specification”, OSTA, 2002.

Available at <http://www.osta.org/mpv/>

[RDF]

"Resource Description Framework (RDF) Model and Syntax Specification", Ora Lassila and Ralph R. Swick. W3C Recommendation 22 February 1999,

Available at <http://www.w3.org/TR/REC-rdf-syntax/>

[RDFschema]

"Resource Description Framework (RDF) Schema Specification", Dan Brickley and R.V. Guha. W3C Proposed Recommendation 03 March 1999,

Available at <http://www.w3.org/TR/PR-rdf-schema/>

[RSS1]

“Rich Site Summary 1.0”, RSS Working Group, December 6th, 2000.

Available at <http://purl.org/rss/1.0/spec>.

[OSTA-WEB]

“OSTA MultPhoto/Video Initiative”, 2002,

Available at <http://www.osta.org/mpv/>

[RFC2119]

“Key words for use in RFCs to Indicate Requirement Levels”, S. Bradner, IETF RFC 2119

<http://www.ietf.org/rfc/rfc2119.txt>

[PRISM]

“PRISM: Publishing Requirements for Industry Standard Metadata”, Prism working group, April 9th, 2001.

Available at <http://www.prismstandard.org/techdev/prismspec1.asp>

[URI]

"Uniform Resource Identifiers (URI): Generic Syntax", T. Berners-Lee, R. Fielding, L. Masinter, August 1998. Note that RFC 2396 updates [RFC1738] and [RFC1808].

[UCS-2]

16-bit encoding of ISO 10646, commonly known as the Unicode character set.

[UTF-8]

Yergeau, F., "UTF-8, a transformation format of ISO 10646", RFC 2279, January 1998.

[W3C-NSURI]

"URIs for W3C namespaces". Policy and administrative issue for W3C, Oct. 1999.

Available at <http://www.w3.org/1999/10/nsuri>

[XML10]

"Extensible Markup Language (XML) 1.0" T. Bray, J. Paoli and C.M. Sperberg-McQueen. W3C Recommendation 10 February 1998 ,

Available at <http://www.w3.org/TR/REC-xml>

[XML-NS]

"Namespaces in XML", Tim Bray, Dave Hollander, Andrew Layman. W3C Recommendation 14 January 1999,

Available at <http://www.w3.org/TR/REC-xml-names>

[XMP-FW]

"XMP – Extensible Metadata Platform 14 Sept 01", Copyright 2001 Adobe Inc,

Available at <http://partners.adobe.com/asn/developer/xmp/download/docs/MetadataFramework.pdf>

[XSCHEMA]

"XML Schema, XML Schema Part 1: Structures". W3C Recommendation 2 May, 2001.

Available at <http://www.w3.org/TR/xmlschema-1/>

[XSCHEMA2]

"XML Schema, XML Schema Part 2: Datatypes". W3C Recommendation, 2 May, 2001.

Available at <http://www.w3.org/TR/xmlschema-2/>

[XSL]

"XSL Transformations (XSLT) Version 1.0", W3C Recommendation, 16 November, 1999.

Available at <http://www.w3.org/TR/xsl/>

[XMLBASE]

"XML Base", Jonathan Marsh. W3C Recommendation, June 27th, 2001.

Available at <http://www.w3.org/TR/xmlbase/>